


SINGAPORE'S  
#1 HOME TUITION AGENCY

.....○

# Need A Home Tutor?

 [singaporetuitonteachers.com](http://singaporetuitonteachers.com)

 +65 9695 3522

Contact Us Today For A 100% Free Tutor Request!

○.....

OUR TEST PAPERS ARE:

- ✓ **COMPLETELY FREE!**
- ✓ **SOURCED FROM TOP SCHOOLS**
- ✓ **HIGH-QUALITY**
- ✓ **USED BY 10,000+ SATISFIED STUDENTS**



# SINGAPORE'S #1 HOME TUITION AGENCY

---

## Need A Home Tutor?

 [singaporetuitionteachers.com](https://singaporetuitionteachers.com)

 +65 9695 3522

Contact Us Today For A 100% Free Tutor Request!

---

OUR TEST PAPERS ARE:

- ✓ **COMPLETELY FREE!**
- ✓ **SOURCED FROM TOP SCHOOLS**
- ✓ **HIGH-QUALITY**
- ✓ **USED BY 10,000+ SATISFIED STUDENTS**





**Cambridge International Examinations**  
Cambridge International General Certificate of Secondary Education

**ECONOMICS**

**0455/12**

Paper 1 Multiple Choice

**October/November 2016**

**45 minutes**

Additional Materials: Multiple Choice Answer Sheet  
Soft clean eraser  
Soft pencil (type B or HB is recommended)

\* 9 2 2 0 4 2 3 8 4 5 \*

**READ THESE INSTRUCTIONS FIRST**

Write in soft pencil.  
Do not use staples, paper clips, glue or correction fluid.  
Write your name, Centre number and candidate number on the Answer Sheet in the spaces provided unless this has been done for you.  
**DO NOT WRITE IN ANY BARCODES.**

There are **thirty** questions on this paper. Answer **all** questions. For each question there are four possible answers **A, B, C** and **D**.  
Choose the **one** you consider correct and record your choice in **soft pencil** on the separate Answer Sheet.

**Read the instructions on the Answer Sheet very carefully.**

Each correct answer will score one mark. A mark will not be deducted for a wrong answer.  
Any rough working should be done in this booklet.

This document consists of **10** printed pages and **2** blank pages.

- 1 Each factor of production earns an income.

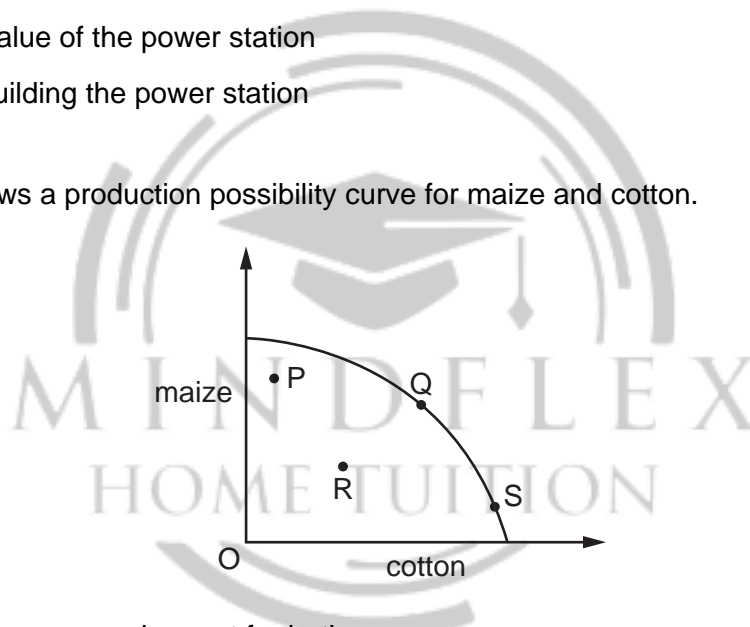
What correctly identifies the income for labour and capital?

	labour	capital
<b>A</b>	profit	interest
<b>B</b>	rent	profit
<b>C</b>	wages	profit
<b>D</b>	wages	interest

- 2 What could be the opportunity cost of a nuclear power station?

- A** the running costs of the power station
- B** a coal-fired power station
- C** the current value of the power station
- D** the cost of building the power station

- 3 The diagram shows a production possibility curve for maize and cotton.



Bad weather causes a poor harvest for both crops.

Which movement could be used to represent this change?

- A** P to R
- B** Q to R
- C** S to Q
- D** S to R

- 4 The market for a good was in equilibrium. A change occurred which resulted in a new equilibrium with a higher price for the good and a lower quantity traded.

What change would have caused this?

- A** the demand curve moved to the left
- B** the demand curve moved to the right
- C** the supply curve moved to the left
- D** the supply curve moved to the right

- 5 A demand curve shows the relationship between the quantity demanded and
- A a change in income
  - B consumer tastes
  - C the supply of the product
  - D the price of the product

- 6 A government subsidises the production of pineapples.

This is likely to

- A increase the price of pineapples
  - B raise the costs of supplying pineapples
  - C raise revenue for the government
  - D cause the supply of pineapples to increase at every price
- 7 What indicates the existence of external costs in an economy?
- A An international trade deficit has caused the country to be in debt.
  - B National companies have borrowed from foreign investors.
  - C Private costs of production are less than social costs.
  - D Private costs of production are more than social benefits.
- 8 What might be a disadvantage to a trade union when arguing for an increase in its members' pay?
- A an increase in imports of a cheaper, similar product
  - B the closure of a local training college resulting in fewer potential workers
  - C the development of a new and profitable brand of the company's product
  - D the development of new techniques that increase productivity

- 9 What shows the correct examples of income and wealth?

	income	wealth
A	dividends from shares	wages
B	rent from a house	overtime payments
C	overtime payments	wages
D	wages	house

- 10 Nazmin Uddin works in a local office as a secretary three days a week. She lives with her parents in a small apartment.

Meer Ali owns a successful fitness centre that employs about twenty people. He owns a large house.

Which is most likely to be correct?

- A Nazmin spends a smaller proportion of her income than Meer.
  - B Nazmin saves most of her income.
  - C Nazmin would find it easier than Meer to borrow money.
  - D Nazmin has a lower disposable income than Meer.
- 11 The table shows how household spending changes with income.

income (\$ per month)	spending (\$ per month)
4000	4150
4300	4375
4600	4650
4900	4900
5200	4975
5500	5275

What is the **first** level of income shown at which savings are positive?

- A \$4000
  - B \$4600
  - C \$4900
  - D \$5200
- 12 A survey of managers in the USA revealed that most businessmen feel that a company's responsibility is 'to serve the interests of owners, employees, customers and the public'.

The idea of profit maximisation, in contrast, implies that a company's main responsibility should be to the

- A customers
- B employees
- C owners
- D public

- 13 Some agricultural co-operatives have changed from labour-intensive to capital-intensive methods of production.

What might be a cause of this change?

- A Average productivity of agricultural workers has increased.
- B Farming equipment has become more efficient.
- C People are eating less food for health reasons.
- D Some agricultural land has been sold for housing.

- 14 A firm has fixed costs of \$200 for its daily output. The table shows its daily total variable costs.

output (units)	1	2	3	4
total variable costs (\$)	300	400	700	800

What can be concluded about the firm's average total cost?

- A it falls continuously
  - B it is highest at output 4 units
  - C it is lowest at output 4 units
  - D it rises continuously
- 15 The table shows the growth rate of output (%) in four sectors of an economy.

	construction sector %	energy sector %	manufacturing sector %	services sector %
first quarter of 2014	0.9	0.1	-0.7	-3.4
second quarter of 2014	0.5	1.6	-0.5	0.5

Which two sectors showed an increase in the growth rate in the first half of 2014?

- A construction and energy
- B construction and manufacturing
- C services and construction
- D services and manufacturing

16 A government decides to sell the monopoly supply of gas to households to a private firm.

How could the government protect the interests of households after selling a large company to the private sector?

- A by excluding all competition from foreign companies
- B by imposing a tax on excess profits
- C by introducing a quota system for imports of gas
- D by removing price controls on gas

17 In 2015, 70 000 extra people lost their jobs but total employment rose by 75 000. What could explain this?

- A Some people may have emigrated.
- B Some people may have gone back to education.
- C Some people may have re-entered the labour force.
- D Some people may have retired early.

18 The table shows taxes as a percentage of Gross Domestic Product (GDP) for four countries.

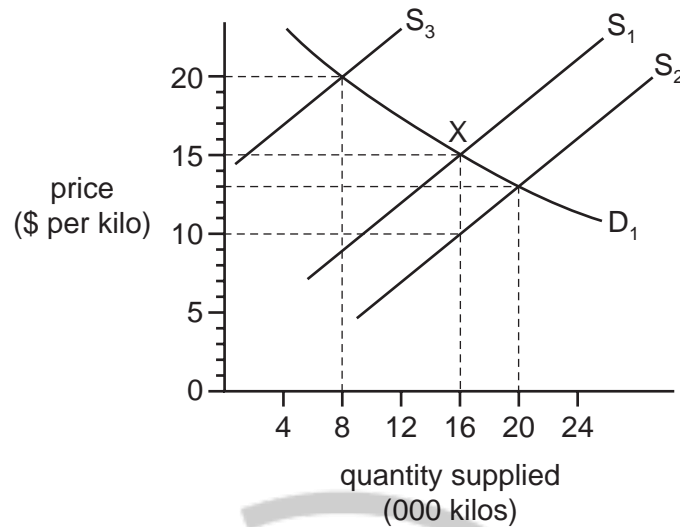
From this information, which country had the highest percentage of direct taxation as a percentage of GDP?

	income tax %	tax on business profits %	tax on dividends %	tax on goods and services %
A	12	14	2	5
B	14	15	2	14
C	17	13	5	10
D	18	10	1	10



- 19 A government gives farmers a subsidy of \$5 per kilo to supply food on the open market where X is the original equilibrium position.

The effect is illustrated in the diagram.



What will be the new equilibrium price and quantity supplied as a result of the subsidy?

	equilibrium price (\$ per kilo)	quantity supplied (000 kilos)
<b>A</b>	10	16
<b>B</b>	13	20
<b>C</b>	15	16
<b>D</b>	20	8

- 20 What is involved in the construction of a Retail Price Index?
- A** a base year
  - B** incomes
  - C** price elasticity of products
  - D** quantity supplied
- 21 Why is nominal Gross Domestic Product **not** a good measure to compare the standard of living in a country between two years?
- A** It does not account for inflation.
  - B** It does not allow for savings.
  - C** It does not include government expenditure.
  - D** It only compares export prices with import prices.

22 In 2010 there was an increase in net emigration from Ireland.

What is most likely to have caused this increase?

- A a decrease in job security abroad
- B a decrease in wage rates abroad
- C an increase in Ireland's real GDP
- D an increase in unemployment in Ireland

23 Some goods take a greater percentage of a typical household's total spending than others.

How is this accounted for in the construction of a Retail Price Index?

- A by deducting the goods and services
- B by giving a weight to the goods
- C by taking an average of price fluctuations during a year
- D by using the price elasticity of demand for the goods

24 Which outcome is **least** likely to be found with greater economic development?

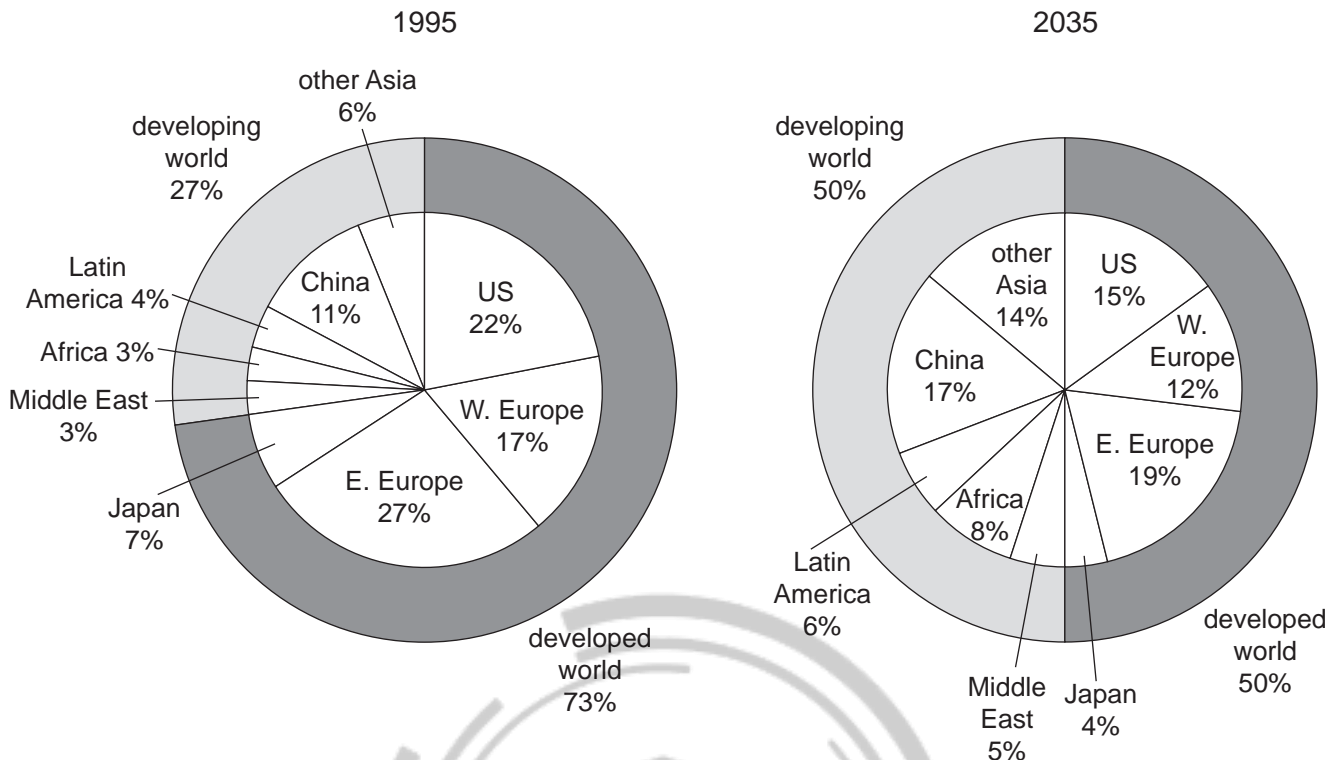
- A A greater percentage of the population are highly educated.
- B A greater percentage of the population are homeowners.
- C A greater percentage of the population are old.
- D A greater percentage of the population are very poor.

25 A government introduces state benefits for the unemployed and increases the top rate of income tax to pay for the benefits.

What effect will these changes have on poverty and the tax system?

	poverty	tax system
A	increase	make it more progressive
B	increase	make it more regressive
C	reduce	make it more progressive
D	reduce	make it more regressive

26 The chart shows total world carbon emissions in 1995 and predicted emissions by 2035.



If the chart proves to be correct, what will have happened by 2035?

- A Africa and the Middle East will have responsibility for the same amount of carbon emissions in 2035 as in 1995.
- B Between 1995 and 2035, the Middle East will have increased its industrialisation by as much as Latin America.
- C By 2035 the combined percentage of carbon emissions caused by Africa and Latin America will have doubled.
- D The US will have decreased its carbon emissions by a smaller percentage than Western Europe.

27 What encourages international specialisation?

- A a foreign exchange shortage
- B diseconomies of scale
- C free trade
- D quotas

28 A Japanese car manufacturer decided to produce its cars in a factory in Europe.

What would **not** be a reason why they might have chosen to do this?

- A cheaper wage costs in Europe
- B the availability of raw materials
- C to gain external economies from skilled labour in Europe
- D to increase Japanese self-sufficiency

29 A government removed the quota on goods imported into the country.

What is the **most** likely result of this?

- A a decrease in demand for domestic production
- B a decrease in domestic unemployment
- C a decrease in exports
- D a decrease in the balance of trade deficit

30 The table shows components of Japan's current account balance in trillion Yen for 2011 and 2012.

year	balance of goods ¥trillion	balance of services ¥trillion	balance of current transfers ¥trillion	balance of income ¥trillion
2011	-1.61	-1.76	-1.11	14.04
2012	-5.23	-2.33	-1.02	13.55

Which balance improved between 2011 and 2012?

- A balance of current transfers
- B balance of goods
- C balance of income
- D balance of services

**BLANK PAGE**



**BLANK PAGE**



---

Permission to reproduce items where third-party owned material protected by copyright is included has been sought and cleared where possible. Every reasonable effort has been made by the publisher (UCLES) to trace copyright holders, but if any items requiring clearance have unwittingly been included, the publisher will be pleased to make amends at the earliest possible opportunity.

To avoid the issue of disclosure of answer-related information to candidates, all copyright acknowledgements are reproduced online in the Cambridge International Examinations Copyright Acknowledgements Booklet. This is produced for each series of examinations and is freely available to download at [www.cie.org.uk](http://www.cie.org.uk) after the live examination series.

Cambridge International Examinations is part of the Cambridge Assessment Group. Cambridge Assessment is the brand name of University of Cambridge Local Examinations Syndicate (UCLES), which is itself a department of the University of Cambridge.



**Cambridge International Examinations**  
Cambridge International General Certificate of Secondary Education

---

**ECONOMICS**

**0455/12**

Paper 1 Multiple Choice

**October/November 2016**

MARK SCHEME

Maximum Mark: 30

---

**Published**

This mark scheme is published as an aid to teachers and candidates, to indicate the requirements of the examination. It shows the basis on which Examiners were instructed to award marks. It does not indicate the details of the discussions that took place at an Examiners' meeting before marking began, which would have considered the acceptability of alternative answers.

Mark schemes should be read in conjunction with the question paper and the Principal Examiner Report for Teachers.

Cambridge will not enter into discussions about these mark schemes.

Cambridge is publishing the mark schemes for the October/November 2016 series for most Cambridge IGCSE<sup>®</sup>, Cambridge International A and AS Level components and some Cambridge O Level components.

© IGCSE is the registered trademark of Cambridge International Examinations.

---

This document consists of **2** printed pages.

© UCLES 2016

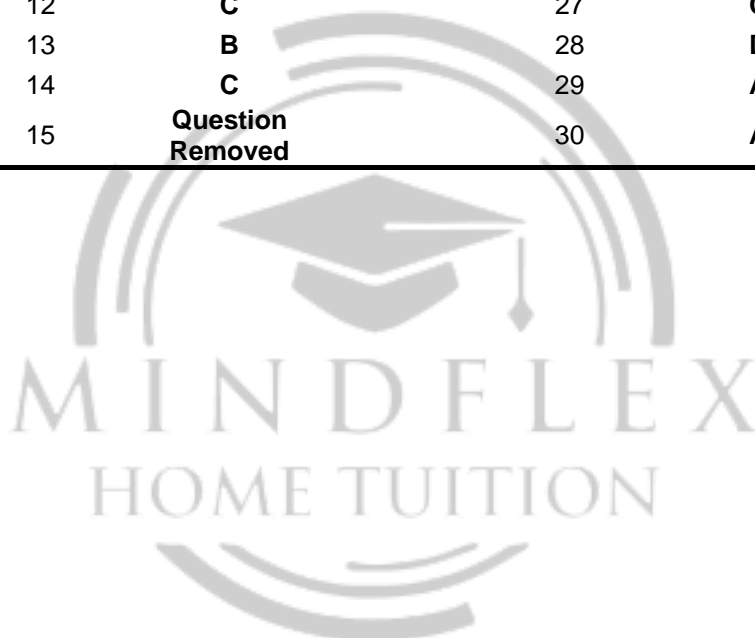


**[Turn over**

Looking For A Home Tutor? Contact Singapore's #1 Tuition Agency @ +65 9695 3522  
Available 24/7 via WhatsApp or Call :)  
<https://singaporetuitionteachers.com>

<b>Page 2</b>	<b>Mark Scheme</b>	<b>Syllabus</b>	<b>Paper</b>
	<b>Cambridge IGCSE – October/November 2016</b>	<b>0455</b>	<b>12</b>

<i>Question Number</i>	<i>Key</i>	<i>Question Number</i>	<i>Key</i>
1	D	16	B
2	B	17	C
3	B	18	C
4	C	19	B
5	D	20	A
6	D	21	A
7	C	22	D
8	A	23	B
9	D	24	D
10	D	25	C
11	D	26	C
12	C	27	C
13	B	28	D
14	C	29	A
15	Question Removed	30	A





Cambridge  
**IGCSE**

**Cambridge International Examinations**  
Cambridge International General Certificate of Secondary Education

**ECONOMICS**

**0455/22**

Paper 2 Structured Questions

**October/November 2016**

**2 hours 15 minutes**

No Additional Materials are required.

**READ THESE INSTRUCTIONS FIRST**

An answer booklet is provided inside this question paper. You should follow the instructions on the front cover of the answer booklet. If you need additional answer paper ask the invigilator for a continuation booklet.

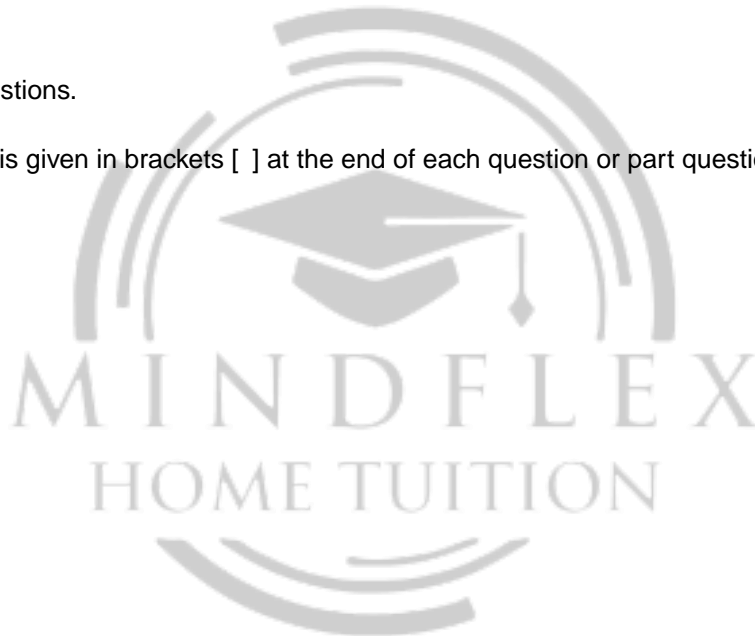
**Section A**

Answer Question 1.

**Section B**

Answer any **three** questions.

The number of marks is given in brackets [ ] at the end of each question or part question.



This document consists of **4** printed pages and **1** Insert.

## Section A

Answer this question.

### 1 The Mints

Mexico, Indonesia, Nigeria and Turkey, known as the Mints, are four emerging economies that are predicted to grow rapidly. The four countries have relatively large populations, from 75 million in Turkey to 242 million in Indonesia in 2014. They also have high birth rates, from 17 in Turkey to 41.5 in Nigeria per 1000 people. Both income per head and the countries' Human Development Index ranking are improving. The changes, however, do not mean that everyone in the four countries is satisfied. As incomes increase, so do people's wants, and what people would like to consume exceeds the maximum output that countries are capable of producing.

Output and consumption are increasing in each of the four countries. Nigeria, for example, is predicted to be one of the world's 20 largest economies by 2020. Productivity is rising in most sectors of the Nigerian economy although it remains low in agriculture. Despite some security concerns, more multinational companies are setting up in the country, attracted by its expanding markets.

Nigeria and Turkey both had annual inflation rates above 8% in 2014. Indonesia's was 5.7% and Mexico's 5.2%. The Mexican Government had used monetary policy measures in that year to keep the inflation rate down. In August 2014 it opened up its energy market, allowing private sector firms to compete against the country's state-owned petroleum firm. It also increased spending on state-provided health care, which operates alongside private medical care.

The four countries saw fluctuations in their exchange rates in 2014. Indonesia's currency, the rupiah, changed from 10 685 per US\$ the year before to 11 450 per US\$ in 2014. Turkey's currency, the Turkish Lira, followed a similar trend.

Changes in the exchange rate can affect firms' costs of production, as can industrial action. In June 2014 Turkish trade unions organised a number of strikes seeking to gain better wages and working conditions for their members. However, the power of Turkish trade unions is limited by restrictive trade union legislation and a small membership, with only 9% of workers belonging to trade unions. This means that collective bargaining is not a key feature of Turkish labour markets and Turkish trade unions do not have much influence on economic policy.

- (a) Using information from the extract, explain how the Mints illustrate the economic problem. [2]
- (b) Calculate how many children were born in Turkey in 2014. [2]
- (c) Using information from the extract, explain **two** reasons why the earnings of workers in Nigeria are likely to increase. [4]
- (d) Explain whether the extract suggests that Mexico operates a market economic system or a mixed economic system. [3]
- (e) Analyse how the change in Indonesia's exchange rate in 2014 is likely to have affected the country's import expenditure. [4]
- (f) Discuss whether the Human Development Index is a good measure of living standards. [5]
- (g) Using information from the extract, explain **two** functions of a trade union. [4]
- (h) Discuss whether countries with high population growth have high economic growth. [6]

**Section B**

Answer any **three** questions from this section.

- 2** There are a number of competing producers of jeans. These firms are now also facing competition from new sportswear designed to also be worn as leisurewear. This increased competition has made demand for jeans more price-elastic. For instance, a government report has estimated that the price elasticity of demand for one of the oldest firm's jeans in Asia is  $-2.5$ .
- (a) What is meant by a price elasticity of demand of  $-2.5$ ? [2]
- (b) Explain the importance of price elasticity of demand for a government. [4]
- (c) Using a demand and supply diagram, analyse the effect of a rise in the price of Firm X's jeans on the market for Firm Y's jeans. [6]
- (d) Discuss whether long-established and well-known firms are likely to be more successful than firms that are new to an industry. [8]
- 3** In recent years productivity growth has been low in Brazil, which has kept average costs relatively high. Some economists claim this low growth in productivity is due to protectionism. The Brazilian Government imposes high tariffs on a range of imports, including smartphones; it argues that such protectionism saves Brazilian jobs.
- (a) Define 'productivity'. [2]
- (b) Explain the difference between average fixed cost and average variable cost. [4]
- (c) Analyse the advantages that a country may gain from specialising in a product such as smartphones. [6]
- (d) Discuss whether protectionism saves jobs. [8]
- 4** Household debt in South Korea in 2014 was reaching record levels. People were borrowing more and saving less: the savings ratio fell from 19% in 1985 to 4% in 2014. Despite the low rate of saving, there was little demand-pull or cost-push inflation. Indeed, in 2014 the country came close to experiencing deflation.
- (a) Define 'deflation'. [2]
- (b) Explain the difference between demand-pull inflation and cost-push inflation. [4]
- (c) Analyse how a central bank might reduce household borrowing. [6]
- (d) Discuss whether a government should encourage an increase in saving. [8]

- 5 The unemployment rate in Wales fell from 8.2% in March 2013 to 6.8% in March 2014. One in four workers in Wales is employed in the public sector. A high proportion of workers are employed in multinational companies, including a Japanese car producer and a South Korean electronics firm.
- (a) Define 'unemployment'. [2]
  - (b) Explain **two** benefits that a firm may gain from producing in another country. [4]
  - (c) Using a production possibility curve diagram, analyse the effect of a decrease in unemployment on an economy's output. [6]
  - (d) Discuss whether it is better to work in the public sector or the private sector. [8]
- 6 The largest Indonesian aviation firm is a public corporation that started production in 1976. It employs a relatively high value of capital goods and has a monopoly of aircraft construction in Indonesia. It has been making parts for foreign firms for some time but is now trying to sell aircraft to other countries. This involves it competing in a market where most of the firms are public limited companies.
- (a) Identify who owns a public corporation and who owns a public limited company. [2]
  - (b) Explain why fixed costs are high in the aircraft-making industry. [4]
  - (c) Analyse what determines a firm's demand for capital goods. [6]
  - (d) Discuss whether the quality of products is likely to be higher in a monopoly or in a perfectly competitive market. [8]
- 7 Tax revenue from both direct and indirect taxes in Germany rose to US\$860 billion in 2013. The increase was largely due to a fall in unemployment. Germany has a progressive tax system. In 2014, German politicians discussed whether the tax rates should be increased. Changes in tax rates influence the amount of tax revenue received and the nature of the tax system.
- (a) Define 'a progressive tax'. [2]
  - (b) Explain the difference between direct and indirect taxes. [4]
  - (c) Analyse how a fall in unemployment can increase tax revenue. [6]
  - (d) Discuss whether a government should increase tax rates. [8]

---

Permission to reproduce items where third-party owned material protected by copyright is included has been sought and cleared where possible. Every reasonable effort has been made by the publisher (UCLES) to trace copyright holders, but if any items requiring clearance have unwittingly been included, the publisher will be pleased to make amends at the earliest possible opportunity.

To avoid the issue of disclosure of answer-related information to candidates, all copyright acknowledgements are reproduced online in the Cambridge International Examinations Copyright Acknowledgements Booklet. This is produced for each series of examinations and is freely available to download at [www.cie.org.uk](http://www.cie.org.uk) after the live examination series.

Cambridge International Examinations is part of the Cambridge Assessment Group. Cambridge Assessment is the brand name of University of Cambridge Local Examinations Syndicate (UCLES), which is itself a department of the University of Cambridge.

Cambridge  
**IGCSE**

**Cambridge International Examinations**  
Cambridge International General Certificate of Secondary Education

---

**ECONOMICS**

**0455/22**

Paper 2 Structured Questions

**October/November 2016**

MARK SCHEME

Maximum Mark: 90

---

**Published**

This mark scheme is published as an aid to teachers and candidates, to indicate the requirements of the examination. It shows the basis on which Examiners were instructed to award marks. It does not indicate the details of the discussions that took place at an Examiners' meeting before marking began, which would have considered the acceptability of alternative answers.

Mark schemes should be read in conjunction with the question paper and the Principal Examiner Report for Teachers.

Cambridge will not enter into discussions about these mark schemes.

Cambridge is publishing the mark schemes for the October/November 2016 series for most Cambridge IGCSE<sup>®</sup>, Cambridge International A and AS Level components and some Cambridge O Level components.

© IGCSE is the registered trademark of Cambridge International Examinations.

---

This document consists of **10** printed pages.

© UCLES 2016

 **CAMBRIDGE**  
International Examinations

**[Turn over**

Looking For A Home Tutor? Contact Singapore's #1 Tuition Agency @ +65 9695 3522  
Available 24/7 via WhatsApp or Call :)  
<https://singaporetuitionteachers.com>

Page 2	Mark Scheme	Syllabus	Paper
	Cambridge IGCSE – October/November 2016	0455	22

- 1 (a) Using information from the extract, explain how the Mints illustrate the economic problem. [2]

What people would like to consume/wants (1) exceeding the maximum output the countries are capable of producing (1).

Note. no marks for just a definition of the economic problem.

- (b) Calculate how many children were born in Turkey in 2014. [2]

1 275 000 or 1.275m (2).

Correct working:  $17 \times 75\text{m}/1000$  or version of 1275 (1).

- (c) Using information from the extract, explain two reasons why the earnings of workers in Nigeria are likely to increase. [4]

1 mark for each of 2 reasons identified and 1 mark for each of 2 explanations.

Rising productivity (1) workers being able to produce more per hour/will become more attractive to employers (1).

More MNCs setting up in the country (1) may increase demand for labour/may pay higher wages than domestic producers (1).

Expanding markets (1) higher demand for products leads to higher demand for labour (1).

Inflation (1) workers may press for wage rises to keep up with inflation (1).

- (d) Explain whether the extract suggests that Mexico operates a market economic system or a mixed economic system. [3]

A mixed economy (1).

Has private sector and public sector firms (1).

Health care is provided by both the public and private sector (1).

The government intervenes in the economy in the form of monetary policy (1).

Note. 1 mark for identifying mixed economy. Up to 2 marks for relevant evidence on factors that influence the type of economic system.

- (e) Analyse how the change in Indonesia's exchange rate in 2014 is likely to have affected the country's import expenditure. [4]

The value of the rupiah fell (1) more of the currency had to be exchanged to obtain a US dollar (1) a lower exchange rate would increase the price of imports (1) this is likely to have reduced demand for imports (1) import expenditure is likely to have fallen (1) if  $PED > 1$ .

NOTE. OFR: if a candidate identifies a rise in the value of the rupiah, award a maximum of 2 marks for a good **analysis** based on this interpretation but no marks for just stating that the rupiah rose in value.

<b>Page 3</b>	<b>Mark Scheme</b>	<b>Syllabus</b>	<b>Paper</b>
	<b>Cambridge IGCSE – October/November 2016</b>	<b>0455</b>	<b>22</b>

- (f) Discuss whether the Human Development Index is a good measure of living standards. [5]**

*Up to 3 marks for why it is:*

It is a wider measure than GDP per head (1).

It covers three important influences on living standards (1) income, education and health care (1).

Produced by a reputable body (1) the United Nations (1).

*Up to 3 marks for why it is not:*

It does not take into account all the factors that influence living standards (1) examples, e.g. distribution of income, environmental factors (up to 2).

The weightings may not reflect the relative contribution of the indicators to living standards (1), e.g. some might argue life expectancy should be given a greater weighting than GDP per head (1).

Do not expect other measures but reward appropriate ones such as the Multidimensional Poverty Index which includes more indicators (1), e.g. access to sanitation (1).

- (g) Using information from the extract, explain two functions of a trade union. [4]**

Collective bargaining/protecting rights/negotiating (1) to improve wages and/or working conditions (1).

Taking industrial action, i.e. strikes (1) in pursuit of higher wages and/or better working conditions (1).

To influence government policy (1) on, e.g. a minimum wage (1).

- (h) Discuss whether countries with high population growth have high economic growth. [6]**

*Up to 4 marks for why they might:*

Population growth resulting from net immigration/natural increase (rise in birth rate/fall in death rate) (1) may increase the labour force (1) increasing productive potential/ability to produce products will rise (1).

The quality of the labour force may increase (1) if the high population growth is the result of the immigration of skilled workers/more young people who have received better education than their elders (1) this will increase productivity (1) increasing productive potential/ability to produce products will rise (1).

A growing population increases total demand (1) this will encourage firms to increase their output (1) may attract MNCs to set up in the country (1).

A higher population may make better use of resources (1) allow firms to take advantage of economies of scale (1).

*Up to 4 marks for why they might not:*

A higher population may increase economic growth in terms of output but not GDP per head (1) if population grows at a greater rate than GDP (1).

A higher population may put pressure on resources (1) may be less capital/land per worker (1) reducing productivity (1) resources may be diverted from increasing productive capacity to coping with more dependents (1).

A rise in birth rate/fall in death rate/immigration of the elderly or children will increase dependents (1) the very young and the old are not economically active (1).

Reward but do not expect reference to the optimum population.

Page 4	Mark Scheme	Syllabus	Paper
	Cambridge IGCSE – October/November 2016	0455	22

2 (a) What is meant by a price elasticity of demand of – 2.5? [2]

It means that a 1% rise in price (1) would cause a 2.5% fall in demand (1).  
It means demand is elastic (1) a change in price results in a greater percentage change in demand (1).

(b) Explain the importance of price elasticity of demand for a government. [4]

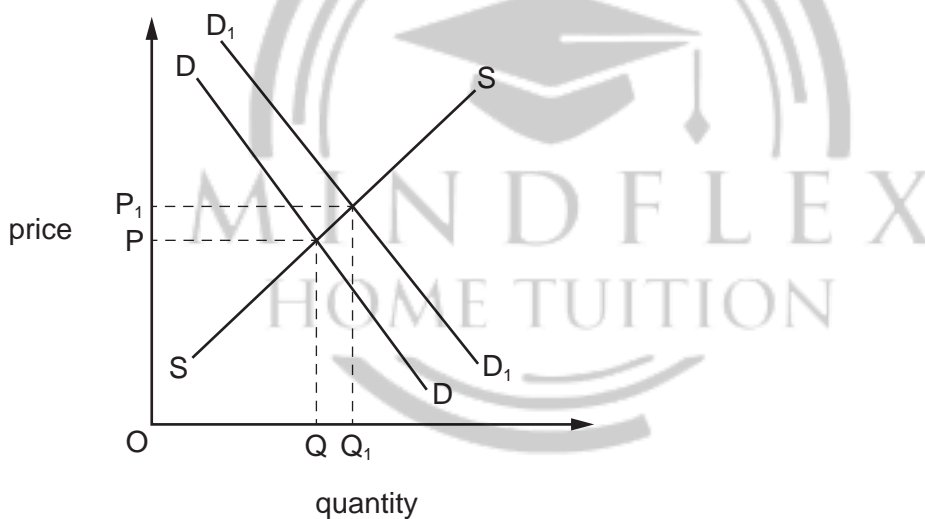
Knowledge of PED would help a government estimate how much tax revenue (1) it may earn from indirect taxes/changes in indirect taxes (1) may earn more on products with inelastic demand (1).

Knowledge of PED may help a government to estimate how much of a subsidy to give (1) a subsidy will have more of an impact on quantity (1) if demand is elastic (1).

Knowledge of PED will help a government estimate how successful it may be in reducing consumption of a product (1) example, e.g. cigarettes (1) more likely to be successful if demand is elastic (1).

Knowledge of PED may influence the price the government charges for the products it supplies (1) example of a product (1).

(c) Using a demand and supply diagram, analyse the effect of a rise in the price of Firm X's jeans on the market for Firm Y's jeans. [6]



**Up to 4 marks for the diagram:**

- axis correctly labelled – price and quantity or P and Q (1)
- demand and supply curves correctly labelled (1)
- demand curve shifted to the right (1)
- correct equilibrium points clearly identified, e.g. E and E1 (1).

**Up to 2 marks for written explanation:**

- the two types of products are substitutes (1)
- people switch demand between substitutes (1)
- increase in demand will increase price of Y's jeans (1).

In terms of written explanation, reward but do not expect reference to positive cross elasticity of demand.



Page 5	Mark Scheme	Syllabus	Paper
	Cambridge IGCSE – October/November 2016	0455	22

- (d) Discuss whether long-established and well-known firms are likely to be more successful than firms that are new to an industry. [8]

*Up to 5 marks for why they might be:*

May have built up brand loyalty (1) their names and products may be well known (1) this may attract more customers (1).

May have built up market power (1) may be a monopoly or moving towards a monopoly (1) may enable the firms to earn more profit (1).

May have lower average cost of production (1) due to economies of scale (1) example (1).

*Up to 5 marks for why they may not be:*

May have become complacent/new firms may have more drive (1) not spending money on R & D and innovation/new firms may introduce new versions of the product (1).

May have out of date capital equipment/new firms may have new capital equipment (1) low labour productivity/high labour productivity in new firms (1).

May have higher average cost of production/new firms may have lower costs of production (1) due to diseconomies of scale experienced by old firms (1) example (1).

New firms are likely to be small and so may be more flexible (1) have more/better contact with customers/give more personal attention (1) specialise in a particular part of the market (1).

New firms may be subsidised (1) and so may enjoy lower costs of production (1).

- 3 (a) Define 'productivity'. [2]

Output per worker/factor (1) hour/time period (1).

Note: second mark is dependent on the candidate gaining the first mark.

A measure of efficiency (1).

- (b) Explain the difference between average fixed cost and average variable cost. [4]

Average fixed cost is total fixed cost divided by output/fixed cost per unit (1) costs that fall with output/may be illustrated on a diagram/example of a fixed cost (1).

Average variable cost is total variable cost divided by output/variable cost per unit (1) costs that may fall or rise with output/may be illustrated on a diagram/example of a variable cost (1).

- (c) Analyse the advantages that a country may gain from specialising in a product such as smartphones. [6]

Output/GDP/GDP per head may be higher (1) resulting in higher living standards (1) as a country can concentrate on what it is best at producing (1) make best use of resources (1). Providing a product in a large quantity (1) may lower average cost/ enable advantage to be taken of economies of scale (1) example of an economy of scale (1).

World demand for smartphones is high/increasing (1) smartphones are increasing in popularity/becoming more of a necessity (1).

May gain a good reputation for producing the product (1) which will increase demand (1).

Specialising encourages countries to trade (1) providing consumers with more variety/cheaper products (1).

Reward but do not expect analysis of comparative advantage.

Page 6	Mark Scheme	Syllabus	Paper
	Cambridge IGCSE – October/November 2016	0455	22

**(d) Discuss whether protectionism saves jobs. [8]**

*Up to 5 marks for why it might:*

Tariffs raise the price of imports (1) quotas places a limit on imports/other method of protectionism described (1) higher price of imports/lower quantity (1) may make imports less competitive (1) consumers may switch from imports to domestic products/reduce quantity of imports produced (1) maintain domestic production (1) stop unemployment occurring in domestic firms (1).

Protectionism may stop declining (sunset) industries closing quickly (1) causing structural unemployment (1).

*Up to 5 marks for why it might not:*

Foreign products might still be cheaper (1) better quality (1).

There may be retaliation (1) with governments of other countries imposing trade restrictions (1) which may reduce exports (1) causing unemployment in the export industries (1).

Tariffs may increase raw material costs (1) domestic firms may have to switch to more lower quality imported raw materials (1) domestic firms' international competitiveness could fall (1) causing unemployment in, e.g. car industry dependent on imported steel (1).

Demand for labour may fall for other reasons (1), e.g. introduction of new technology by domestic firms may result in structural unemployment (1).

May protect jobs in the home country but create unemployment in other countries (1) by making their products less price competitive (1).

Note. if a candidate refers to two or more methods of protection, e.g. tariffs and quotas but does not explain how they work, award only one mark.

Note. maximum mark of 4 if there is not an explicit link to jobs.

**4 (a) Define 'deflation'. [2]**

A fall (1) in the price level (1)

Or:

An increase in the value (1) of money (1).

**(b) Explain the difference between demand-pull inflation and cost-push inflation. [4]**

*Up to 2 marks for demand-pull inflation:*

Demand-pull inflation is caused by excess demand (2).

Demand-pull is caused by total demand increasing more rapidly (1) than total supply (1).

Higher demand may be the result of higher consumer spending/higher government spending/higher investment/ higher net exports (1).

An AD/AS diagram showing AD increasing (1).

*Up to 2 marks for cost-push inflation:*

Cost-push inflation is caused by increases in the costs of production (1), e.g. higher wages/higher raw material costs/higher import costs/higher indirect taxes (1).

Firms pass on higher costs in the form of higher prices to maintain profit levels/margins (1).

An AD/AS diagram showing AS decreasing (1).

Page 7	Mark Scheme	Syllabus	Paper
	Cambridge IGCSE – October/November 2016	0455	22

**(c) Analyse how a central bank might reduce household borrowing. [6]**

It might increase the rate of interest (1) this would increase the cost of borrowing (1) this may discourage households from buying items/encourage saving (1) that would require them to take out a loan (1).

It might impose restrictions on the amount that banks can lend (1) these may limit the size of a loan a household can get (1) or increase the conditions that have to be met before a loan is given (1).

It might reduce the money supply (1) which may reduce spending (1) and so may reduce demand for loans (1).

**(d) Discuss whether a government should encourage an increase in saving. [8]**

*Up to 5 marks for why it should:*

Would provide funds for bank lending (1) this may increase investment (1) leading to economic growth (1).

May enable people to save for their retirement (1) which may reduce the need for state pensions (1).

May enable people to save in case of financial difficulties in the future/avoid getting into debt (1) which may reduce their dependency on the state should unexpected events/problems occur (1).

May reduce inflation (1) by reducing consumer expenditure (1).

May correct a current account deficit (1) lowering spending on imports (1).

*Up to 5 marks for why it should not:*

Lowering consumer expenditure (1) may increase unemployment (1) cyclical unemployment (1).

May lower economic growth/cause a recession (1) a government may need to encourage spending rather than saving (1).

If there is deflation (1) higher saving could drive the price level lower (1).

**5 (a) Define 'unemployment'. [2]**

People without jobs (1) who are willing and able to work (1).

Or:

Resources not being used (1) to produce goods and services (1).

**(b) Explain two benefits that a firm may gain from producing in another country. [4]**

Avoid trade restrictions (1), e.g. will not have to pay tariffs imposed on products (1).

Lower transport costs (1) enabling the firm to sell at a lower price (1).

Access to cheaper/more skilled labour (1) lowering costs of production/ improve the quality of the products produced (1).

Access to cheaper/better quality raw materials (1) lowering costs of production/improve the quality of the products produced (1).

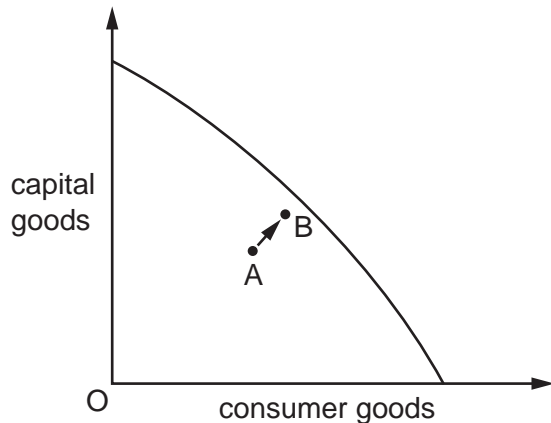
Closer contact with foreign consumers (1) enabling the firm to pick up more quickly on changes in demand (1).

Possible government subsidies (1) to set up in areas of high unemployment (1).

Lower taxes (1) which may increase profits (1).

Page 8	Mark Scheme	Syllabus	Paper
	Cambridge IGCSE – October/November 2016	0455	22

- (c) Using a production possibility curve diagram, analyse the effect of a decrease in unemployment on an economy's output. [6]



*Up to 4 marks for the diagram:*

- axis correctly labelled in terms of two different products or types of products (1)
- the curve or downward sloping line drawn to axes (1)
- a production point inside the PPC (1)
- a production point on or moving closer to the frontier (1).

*Up to 3 marks for written comments:*

- unemployed resources mean an economy is producing inside the PPC (1)
- a decrease in unemployment means more resources are being used (1)
- greater use of resources increases output (1).

- (d) Discuss whether it is better to work in the public sector or the private sector. [8]

*Up to 5 marks for why it may be better to work in the public sector:*

There may be greater job security (1) a government may be reluctant to dismiss workers (1) as it will increase unemployment (1) greater job security may put less pressure on workers (1). Working conditions may be better (1) and wages higher (1) as the government is not profit motivated (1).  
May be able to enjoy longer holidays (1) if the government is a generous employer (1).  
Promotion chances may be higher (1) if there is a large public sector (1).  
May be more able to join a trade union (1) to protect rights (1).  
May be paid higher pensions (1).

*Up to 5 marks for why it may be better to work in the private sector:*

Working conditions/wages may be better in the private sector (1) if firms are competing for workers (1).  
Private sector firms may earn high profits (1) enabling them to pay high wages/provide good working conditions (1).  
There may be greater diversity of jobs in the private sector (1), e.g. could work for a small firm (1).

- 6 (a) Identify who owns a public corporation and who owns a public limited company. [2]

The government (state) owns a public corporation (1).  
Shareholders own a public limited company (1).  
A public corporation is owned by the public sector whereas a public limited company is owned by the private sector (1).

Page 9	Mark Scheme	Syllabus	Paper
	Cambridge IGCSE – October/November 2016	0455	22

**(b) Explain why fixed costs are high in the aircraft-making industry. [4]**

Fixed costs are costs that do not change with output (1).  
There is a considerable value of capital equipment used in making aircraft/it is a capital intensive industry (1) loans may have to be taken out to pay for capital equipment (1) interest on loans have to be paid even if no output is made (1) the equipment may have to be rented (1) rent has to be paid even if no output is made (1).  
Aircraft making factories have to be very large (1) high rental costs (1) high business rates (1).

**(c) Analyse what determines a firm's demand for capital goods. [6]**

The expected demand for the product produced (1) the higher the output, the more capital goods needed (1).  
Advances in technology (1) new capital equipment is likely to be more productive (1).  
The price of the capital equipment (1) the cheaper the price, the more capital equipment that is likely to be bought (1).  
The rate of interest (1) firms often borrow to buy capital equipment (1).  
The level of profits (1) higher profits increase firms' willingness and ability to buy capital goods (1).  
Corporation taxes (1) lower taxes will increase firms' willingness and ability to buy capital goods (1).  
Government subsidies (1) these provide funds for firms to buy capital goods (1).

Note. a maximum of 3 marks for a list-like approach.

**(d) Discuss whether the quality of products is likely to be higher in a monopoly or in a perfectly competitive market. [8]**

*Up to 5 marks for why it might:*

A monopoly can earn higher profits (1) some of the higher profits could be spent on research and development (1).  
A monopoly knows it can protect any profits it makes (1) due to high barriers to entry and exit (1) this may encourage it to produce high quality products (1).  
A monopoly may enjoy economies of scale (1) including R & D economy (1).

*Up to 5 marks for why it might not:*

A monopoly may lack competitive pressure to produce a good quality product (1) consumers may still buy the product even it is of a poor quality (1) as they have no choice (1).  
A monopoly may experience diseconomies of scale (1) management problems (1) poor industrial relations (1) may result in lower quality products (1).

Note. a candidate may answer the question the other way around, i.e. why the quality may and may not be higher in a perfectly competitive market.

**7 (a) Define 'a progressive tax'. [2]**

A tax that takes a higher proportion as income rises (2).  
A tax that falls more heavily on the rich (1).

Page 10	Mark Scheme	Syllabus	Paper
	Cambridge IGCSE – October/November 2016	0455	22

**(b) Explain the difference between direct and indirect taxes. [4]**

Direct taxes are taxes on income (1) the burden of the tax cannot be passed on/they are paid directly to the government by those on whom the taxes are levied/example of a direct tax (1). Indirect taxes are taxes on spending (1) the burden or some of the burden can be passed on to others/example of an indirect tax (1).

**(c) Analyse how a fall in unemployment can increase tax revenue. [6]**

A fall in unemployment will increase income (1) more people working and people earning higher wages (1) this will increase income tax revenue (1).  
Spending will increase (1) more products will be purchased (1) which will increase indirect taxes (1) example (1).  
Higher spending will increase firms' revenue (1) this may increase firms' profits (1) which will increase corporation/direct tax revenue (1).

**(d) Discuss whether a government should increase tax rates. [8]**

*Up to 5 marks for why it should:*

Higher tax rates may increase tax revenue (1) this would enable the government to spend more on, e.g. education and health care (1).  
Higher tax rates may reduce demand (1) this could lower demand-pull inflation (1).  
Higher tariffs could reduce imports (1) improve the current account position (1) demand for imports may also fall when income tax rates are raised (1).  
Higher tax rates on, e.g. cigarettes and alcohol (1) could improve people's health (1).  
Higher taxes on products that create external costs/demerit goods (1) may result in a better allocation of resources (1).  
Higher taxes on monopolies (1) may encourage competition. (1).

*Up to 5 marks for why it should not:*

Higher direct taxes may act as a disincentive to work (1) reducing employment (1).  
Higher direct taxes may act as a disincentive to enterprise (1) reducing output (1).  
Higher taxes may encourage tax evasion (1) and this may cause tax revenue to fall (1).  
Higher corporation/indirect tax rates increase firms' costs of production (1) causing cost-push inflation (1).  
Higher tax rates may reduce total demand (1) causing unemployment (1).  
Higher income tax rates may cause workers to press for wage rises (1) this may increase labour costs (1) or may provoke industrial action (1) which can disrupt production (1).